

MINUTES OF COUNTY FINANCES
TREASURER'S REPORT
4th Qtr End December 31, 2010

ORIGINAL

IN THE MATTER OF COUNTY FINANCES IN THE HANDS OF DEE OLIVER,
TREASURER OF ARANSAS COUNTY, TEXAS



COMMISSIONERS' COURT, ARANSAS COUNTY, TEXAS met in regular session Monday,
February 14, 2011.


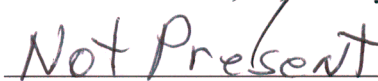

IN ACCORDANCE WITH Section 114.026, Local Government Code, we the undersigned
constituting the entire Commissioners Court of said County, certify that on the 14th day of
February, 2011, at a regular meeting, compared and examined the 4th Quarter report of DEE
OLIVER, Treasurer of Aransas County, Texas for December 2010, and finding the same to be
correct, entered an order in the Minutes approving said Report, which states total cash and other
assets on hand as

\$13,539,359.62

	Beg Balance 01/01/2010	03/31/2010	06/30/2010	09/30/2010	12/31/2010
Total Op & Air	9,718,172.28	12,229,771.22	11,257,616.32	10,149,295.43	10,642,184.37
Bal I&S 2003	604,076.51	556,801.12	604,992.31	469,377.55	738,551.77
Bal I&S 2007	125,119.57	84,069.80	96,270.60	82,182.81	165,689.03
Bal I&S 2009	98,691.05	113,299.71	128,569.55	69,368.36	196,383.01
Bal Cap Proj 07	6,368.92	6,368.92	6,368.92	6,368.92	0.00
Bal Cap Proj 09	3,376,025.40	2,749,676.31	2,202,657.57	2,135,894.53	1,781,318.01
Venue Fund	0.00	0.00	0.00	0.00	15,233.43
	13,928,453.73	15,739,987.08	14,296,475.27	12,912,487.60	13,539,359.62
	01/01/2009	03/31/2009	06/30/2009	09/30/2009	12/31/2009
2009	9,605,058.52	11,883,269.52	15,452,161.46	12,885,190.48	13,928,453.73


WITNESS OUR HANDS, officially this 14th day of February, 2011.


L. Jack Chaney, Commissioner Pct 1

Charles Smith, Commissioner Pct 3

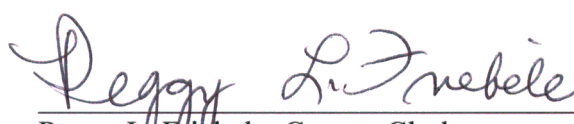

C.H. 'Burt' Mills, Jr., County Judge

Not Present
Leslie Casterline, Commissioner Pct 2

Howard Murph, Commissioner Pct 4

SWORN TO AND SUBSCRIBED BEFORE, County Judge and County Commissioners of said
Aransas County, each respectively, on this the 14th day of February, 2011.

BEFORE ME, the undersigned authority, on this day personally appeared DEE OLIVER,
County Treasurer of Aransas County and says that the within and foregoing report is true and
correct.


Dee Oliver, County Treasurer

FILED FOR RECORD this 14th day of February, 2011 and recorded 24th day
of February, 2011.


Peggy L. Friebele, County Clerk

ARANSAS COUNTY INVESTMENT PORTFOLIO									
4th QUARTER REPORT FOR PERIOD END 12/31/2010									
	Beginning	Ending	Ending	Ending	ENDING	Interest Earned	TOTAL INT YTD	BUDGETED	% OF
	Balance	Oper Balance	Oper Balance	Oper Balance	OPER BAL			2010	BUDGETED
	01/01/2010	03/31/2010	06/30/2010	09/30/2010	12/31/2010	4TH QTR			
OPERATING FUNDS	13,928,453.73	15,739,987.08	14,296,475.27	10,149,295.43	10,642,184.37	33,161.38	61,968.38	69,500.00	89.1631%
						3RD QTR			
						3,062.55			TOTAL YTD
						2ND QTR			INT.
						3,790.90			61,968.38
						1ST QTR			
						\$21,953.55			
	END BAL 12/31/2010				TOTAL INT	61,968.38			
BALANCES AS OF 12/31/2010									MARKET VALUE
OPERATING ACCTS		MATURITY	AVG. YIELD		ACCRUED INT	TOTAL W/ACCURED INT			OF SECURITIES
AMERICAN BANK	959,718.94	DAILY	0.00%		-	OPERATIONS ACCT.	Total YTD Earned Int.		AMERICAN BANK
TEXPOOL	2,502,588.50	DAILY	0.19%		356.47		All Funds		TEXPOOL
CASH ACCT TRUST MMMF	6,179,876.93	DAILY	0.04%		196.23		64,241.43	92.434%	INVESTORS MMMF
FNMA #31358C6Y7	-	11/15/2010	0.00%		-				FNMA CUSIP #31358C6Y7
CD#21314R CHARTER BNK RKPT	250,000.00	01/29/2011	1.150%		2,646.57				CD #21314 R
CD#90465 VICTORIA BANK	250,000.00	09/29/2011	0.650%		414.04				CD#90465
CD#29438 IBC BANK	250,000.00	03/26/2011	1.500%		2,876.71				CD#29438
CD#00864 PROSPERITY BANK	250,000.00	04/29/2012	1.00%		431.50				CD#00864
					6,921.52	68,889.90			
TOTAL OPERATING	10,642,184.37		0.76%						
						EARNED INT NOT BUDGETED			
						1st Qtr Int	862.17	102.53%	
				ACCRUED INT	EARNED INT	2nd Qtr	550.61	OF BUDGET W/ACCURED INT	
CERT. OB. I & S 2003	738,551.77	DAILY	0.04%	22.34	53.32	3rd Qtr	639.33	AND UNBUDGETED INT	
CERT OB I & S SERIES 2007	165,689.03	DAILY	0.04%	4.54	9.20	4th Qtr	320.94		
CERT OB I & S SERIES 2009*	196,383.01	DAILY	0.04%	4.86	7.53		2,273.05		
CAPITAL PROJECTS 2007	-	DAILY	0.04%	0	0.00				
CAPITAL PROJECTS 2009	1,777,943.96	DAILY	0.04%	66.35	250.89		64,241.43	TOTAL ACCRUED	
				98.09	320.94			7,019.61	
								64,241.43	
								71,261.04	TOTAL W/AC/INT
						CAT MMMF ACCRUED INT			
						1st Qtr Int	183.23		
						2nd Qtr	166.67		
						3rd Qtr	170.27		Earned YTD
SERIES 2003 I&S AMER	-	DAILY	0.00%		-	4th Qtr	98.09		plus Accrued
2007 CO'S I&S AMERICAN	-	DAILY	0.00%		-		618.26		64,241.43
2009 CO'S I&S AMERICAN	-	DAILY	0.00%		-				7,019.61
2007 CONST PROJECT AMER	-	DAILY	0.00%						71,261.04
2009 CONST PROJECT AMER	3,374.05	DAILY	0.00%						
LOCAL BORDER SEC.	-	DAILY	0.00%						
VENUE TAX FUND	15,233.43	DAILY	0.00%						
					-	</			


ARANSAS COUNTY TREASURERS INVESTMENT REPORT DECEMBER 31, 2010

INVESTMENTS BY FUND GROUPS			INTEREST INCOME COMPARISONS YTD												
	FUND BAL. 01/01/2010	FUND BAL 3/31/2010	INT 1ST QTR	FUND BAL 06/30/10	INT 2ND QTR	FUND BAL 9/30/10	INT. 3RD QTR		FUND BAL. 12/31/10	INT. 4TH QTR	TOTAL INT YTD	BUDGET	%		
#12 GENERAL FUND	2,661,998.18	6,170,344.01	16,856.87	5,556,620.13	2,957.38	4,366,143.53	(1,051.82)	#12 GENERAL FUND	3,554,752.35	32,376.95	51,139.38	44,000.00	116%		
#20 ROAD & BRIDGE	1,678,581.52	2,490,615.91	4,800.07	2,384,009.26	536.41	2,260,849.83	626.35	#20 ROAD & BRIDGE	1,573,059.68	483.51	6,446.34	23,000.00	28%		
#220 FLOOD CONTROL	372,704.23	880,775.72	115.27	883,849.42	135.01	860,841.45	150.20	#220 FLOOD CONTROL	832,471.36	96.87	497.35				
#28 HOTEL MOTEL TX	439,947.72	441,872.69	INCLUDED IN GEN	424,292.73	INCLUDED IN GEN	495,277.89	INCLUDED IN GEN	#28 HOTEL MOTEL TX	556,122.58	INCLUDED IN GEN	INCLUDED IN GEN				
#35 CO CLERK ARCHIVE FEE	176,482.94	181,629.94	INCLUDED IN GEN	189,643.03	INCLUDED IN GEN	197,433.03	INCLUDED IN GEN	#35 CO CLERK ARCHIVE FEE	207,059.38	INCLUDED IN GEN	INCLUDED IN GEN				
#370 CHILD ABUSE PREVENTION	384.83	411.64	INCLUDED IN GEN	438.65	INCLUDED IN GEN	462.97	INCLUDED IN GEN	#370 CHILD ABUSE PREVENTION	498.07	INCLUDED IN GEN	INCLUDED IN GEN				
#39 DIST CLRK REC MGMT	15,634.66	16,236.98	INCLUDED IN GEN	16,848.97	INCLUDED IN GEN	17,424.91	INCLUDED IN GEN	#39 DIST CLRK REC MGMT	17,975.69	INCLUDED IN GEN	INCLUDED IN GEN				
#40 MOSQUITO CONTROL	110,876.35	125,890.76	29.36	116,174.13	33.93	161,721.20	41.54	#40 MOSQUITO CONTROL	166,836.17	34.97	139.80	-			
#41 LIBRARY	70,628.81	65,642.80	14.85	70,613.74	14.88	68,313.14	17.45	#41 LIBRARY	69,090.82	13.51	60.69	-			
#42 CREDIT CARD ACCT	2,298.00	5,385.00	-	300.00	-	3,431.50	-	#42 CREDIT CARD ACCT	1,363.00	-	-	-			
#44 CO DIST CLERK SPEC CONT	81,830.61	82,523.06	INCLUDED IN GEN	83,407.21	INCLUDED IN GEN	84,191.57	INCLUDED IN GEN	#44 CO DIST CLERK SPEC CONT	85,060.05	INCLUDED IN GEN	INCLUDED IN GEN				
#45 CO CLERK REC. MGMT.	147,629.51	143,175.54	INCLUDED IN GEN	141,762.28	INCLUDED IN GEN	139,342.72	INCLUDED IN GEN	#45 CO CLERK REC. MGMT.	138,319.72	INCLUDED IN GEN	INCLUDED IN GEN				
#47 LAW LIBRARY	43,483.26	37,231.66	INCLUDED IN GEN	40,719.07	INCLUDED IN GEN	43,730.58	INCLUDED IN GEN	#47 LAW LIBRARY	47,502.05	INCLUDED IN GEN	INCLUDED IN GEN				
#48 CTHSE SEC	17,761.68	18,151.49	INCLUDED IN GEN	19,599.37	INCLUDED IN GEN	18,804.63	INCLUDED IN GEN	#48 CTHSE SEC	19,320.04	INCLUDED IN GEN	INCLUDED IN GEN				
#49 CNTYWIDE REC. MGMT	143,152.42	145,641.44	INCLUDED IN GEN	148,333.43	INCLUDED IN GEN	150,930.83	INCLUDED IN GEN	#49 CNTYWIDE REC. MGMT	153,655.89	INCLUDED IN GEN	INCLUDED IN GEN				
#50 AIRPORT	466,118.91	451,914.95	129.96	520,089.49	113.29	526,108.50	154.83	#50 AIRPORT	494,564.16	136.12	534.20	2,500.00	21%		
#52 INDIGENT HEALTH	103,452.26	93,883.11	INCLUDED IN GEN	351.71	INCLUDED IN GEN	9,884.61	INCLUDED IN GEN	#52 INDIGENT HEALTH	24,308.62	INCLUDED IN GEN	INCLUDED IN GEN				
#53 ASSISTANCE DEPT	24,982.37	15,543.93	INCLUDED IN GEN	14,205.99	INCLUDED IN GEN	30,884.64	INCLUDED IN GEN	#53 ASSISTANCE DEPT.	31,303.73	INCLUDED IN GEN	INCLUDED IN GEN				
#55 HLTHSALESTX	163,522.63	37,300.97	INCLUDED IN GEN	9,573.06	INCLUDED IN GEN	73,793.62	INCLUDED IN GEN	#55 HLTHSALESTX	91,805.69	INCLUDED IN GEN	INCLUDED IN GEN				
#57 IV-D CHILD SUPPORT	10,511.10	10,511.10	INCLUDED IN GEN	10,511.10	INCLUDED IN GEN	10,511.10	INCLUDED IN GEN	#57 IV-D CHILD SUPPORT	10,511.10	INCLUDED IN GEN	INCLUDED IN GEN				
#58 OUT OF CO JUVE	348.52	348.52	INCLUDED IN GEN	348.52	INCLUDED IN GEN	348.52	INCLUDED IN GEN	#58 OUT OF CO JUVE	348.52	INCLUDED IN GEN	INCLUDED IN GEN	-	DID NOT BUDGET		
#61 COURT REPORTER	48,872.88	50,446.83	INCLUDED IN GEN	52,570.65	INCLUDED IN GEN	54,296.73	INCLUDED IN GEN	#61 COURT REPORTER	56,575.21	INCLUDED IN GEN	INCLUDED IN GEN	-	DID NOT BUDGET		
#67 JUV. CASE MGMT FUND	19,293.94	13,303.25	INCLUDED IN GEN	7,239.91	INCLUDED IN GEN	23,890.02	INCLUDED IN GEN	#67 JUV. CASE MGMT FUND	21,856.32	INCLUDED IN GEN	INCLUDED IN GEN	-	DID NOT BUDGET		
#68 DEA FORFEITURE	69,642.55	74,706.56	7.17	74,706.56	-	56,906.96	-	#68 DEA FORFEITURE	86,906.96	-	7.17	-	DID NOT BUDGET		
#72 COMMISSARY PROFIT	134,334.61	127,533.74	-	110,143.36	-	107,812.84	3,124.00	#72 COMMISSARY PROFIT	587.89	15.21	3,139.21	-	DID NOT BUDGET		
#73 RGHT OF WAY	-	-	INCLUDED IN GEN	-	INCLUDED IN GEN	-	INCLUDED IN GEN	#73 RGHT OF WAY	-	INCLUDED IN GEN	INCLUDED IN GEN	-	DID NOT BUDGET		
#74 APPELLATE JUD SYS	8,057.18	6,852.72	INCLUDED IN GEN	7,568.94	INCLUDED IN GEN	8,167.45	INCLUDED IN GEN	#74 APPELLATE JUD SYS	8,920.14	INCLUDED IN GEN	INCLUDED IN GEN	-	DID NOT BUDGET		
#80 FORFEITURE FUND	581.37	1,910.37	INCLUDED IN GEN	2,538.37	INCLUDED IN GEN	6,415.25	INCLUDED IN GEN	#80 FORFEITURE FUND	3,476.60	INCLUDED IN GEN	INCLUDED IN GEN	-	DID NOT BUDGET		
#810 CO & DIST CT TECH FUND	-	39.63	INCLUDED IN GEN	168.55	INCLUDED IN GEN	296.32	INCLUDED IN GEN	#810 CO & DIST CT TECH FUND	458.62	INCLUDED IN GEN	INCLUDED IN GEN	-	DID NOT BUDGET		
#82 TECHNOLOGY FUND	85,635.78	89,389.39	INCLUDED IN GEN	93,379.10	INCLUDED IN GEN	96,772.09	INCLUDED IN GEN	#82 TECHNOLOGY FUND	94,076.76	INCLUDED IN GEN	INCLUDED IN GEN	-	DID NOT BUDGET		
830 DIST COURT RECORDS TECH	-	164.24	INCLUDED IN GEN	414.24	INCLUDED IN GEN	640.05	INCLUDED IN GEN	830 DIST COURT RECORDS TECH	916.30	INCLUDED IN GEN	INCLUDED IN GEN				
#840 COURT RECORD PRESERV.	-	927.88	INCLUDED IN GEN	2,320.31	INCLUDED IN GEN	3,534.08	INCLUDED IN GEN	#840 COURT RECORD PRESERV.	5,125.20	INCLUDED IN GEN	INCLUDED IN GEN				
#85 CIVIL PROCESS	5,738.45	5,938.45	INCLUDED IN GEN	6,681.45	INCLUDED IN GEN	6,948.45	INCLUDED IN GEN	#85 CIVIL PROCESS	5,948.45	INCLUDED IN GEN	INCLUDED IN GEN	-	DID NOT BUDGET		
#89 ADVANCE TAX COLLECTIONS	2,196,398.84	-	-	-	-	-	-	#89 ADVANCE TAX COLLECTIONS	2,527,365.14	4.24	4.24	-	DID NOT BUDGET		
#96 TECLOSE	38,456.69	40,981.17	INCLUDED IN GEN	37,353.15	INCLUDED IN GEN	31,890.98	INCLUDED IN GEN	#96 TECLOSE	26,779.84	INCLUDED IN GEN	INCLUDED IN GEN	-	DID NOT BUDGET		
TOTALS	9,339,342.80	11,827,225.45	21,953.55	11,026,775.88	3,790.90	9,918,001.99	3,062.55	TOTALS	10,914,922.10	33,161.38	61,968.38				
BAL VARIOUS OPER ACCTS	378,829.48	402,545.77	INCLUDED IN GEN	230,840.44	INCLUDED IN GEN	231,293.44	INCLUDED IN GEN	BAL OP ACCT.	(272,737.73)	INCLUDED IN GEN	INCLUDED IN GEN				
TOTAL OPER & AIRPORT	-	12,229,771.22	21,953.55	11,257,616.32	3,790.90	10,149,295.43	3,062.55	TOTAL OPER & AIRPORT	10,642,184.37	33,161.38	61,968.38	69,500.00	89.163%		
#290 VENUE TAX FUND								#290 VENUE TAX FUND	15,233.43	-	-				
#620 CERT OF I&S 2003	604,076.51	556,801.12	105.31	604,992.31	88.15	469,377.55	99.58	#620 CERT OF I&S 2003	738,551.77	53.32	346.36	-	DID NOT BUDGET		
#630CERT OF I &S 2007	125,119.57	84,069.80	18.11	96,270.60	12.73	82,182.81	15.84	#630CERT OF I &S 2007	165,689.03	9.20	55.88	-	DID NOT BUDGET		
#750CAP PROJ. 2007	6,368.92	6,368.92	-	6,368.92	-	6,368.92	-	#750CAP PROJ. 2007	-	-	-	-	DID NOT BUDGET		
#640 2009 I&S	98,691.05	113,299.71	11.09	128,569.55	17.08	69,368.36	19.02	#640 2009 I&S	196,383.01	7.53	54.72				
#760 2009 CAPITAL PROJ	3,376,025.40	2,749,676.31	727.66	2,202,657.57	432.65	2,135,894.53	404.89	#760 2009 CAPITAL PROJ	1,781,318.01	250.89	1,816.09				
CAP PROJ & I&S TOTALS			862.17	3,038,858.95	550.61	2,763,192.17	539.33	TOTAL	2,897,175.25	320.94	2,273.05				
TOTAL	4,210,281.45	15,739,987.08	22,815.72	14,296,475.27	4,341.51	12,912,487.60	3,601.88	TOTAL	13,539,359.62	33,482.32		TOTAL BUDGET			

ARANSAS COUNTY

RECEIPTS - DISBURSEMENTS - TRANSFERS - BALANCES
FOR THE PERIOD JANUARY - DECEMBER

FUND NAME & NUMBER	BEG BALANCE 01/01/2010	RECEIPTS 2010	JE RECEIPTS 2010	TOTAL AVAILABLE	DISBURSEMENTS 2010	JE DISB / MISC 2010	ENDING BALANCE	SECURITIES 12/31/2010	CKG BALANCE 12/31/2010
#120 GENERAL	2,661,998.18	10,759,563.18	2,851,556.64	16,273,118.00	6,427,126.28	6,291,239.37	3,554,752.35	2,848,048.64	706,703.71
#140 UNCLAIMED PROPERTY	460.09	894.43	0.00	1,354.52	1.19	458.90	894.43	0.00	894.43
#150 PAYROLL	181,707.58	99,937.54	7,202,982.70	7,484,627.82	7,196,335.75	199,719.68	88,572.39	0.00	88,572.39
#200 ROAD & BRIDGE	1,678,581.52	1,880,534.40	320,315.80	3,879,431.72	1,007,450.77	1,298,921.27	1,573,059.68	1,522,056.64	51,003.04
#220 FLOOD CONTROL	372,704.23	463,203.98	168,522.51	1,004,430.72	85,830.30	86,129.06	832,471.36	815,172.10	17,299.26
#280 HOTEL -MOTEL TAX	439,947.72	203,045.87	0.00	642,993.59	86,871.01	0.00	556,122.58	416,201.57	139,921.01
#350 CO CLERK ARCHIVE FEE	176,482.94	30,576.44	0.00	207,059.38	0.00	0.00	207,059.38	187,395.15	19,664.23
#370 CHILD ABUSE PREVENTION	384.83	113.24	0.00	498.07	0.00	0.00	498.07	0.00	498.07
#380 CO ATTY HOT CHECK FUND	1,313.09	32,580.15	0.00	33,893.24	28,277.78	0.00	5,615.46	0.00	5,615.46
#390 DIST CLERK REC MGMT	15,634.66	2,341.03	0.00	17,975.69	0.00	0.00	17,975.69	11,800.00	6,175.69
#400 MOSQUITO CONTROL	110,876.35	24,712.80	131,800.13	267,389.28	65,676.18	34,876.93	166,836.17	113,969.34	52,866.83
#410 LIBRARY	70,628.81	18,544.05	163,066.00	252,238.86	64,833.13	118,314.91	69,090.82	64,427.15	4,663.67
#420 CREDIT CARD FUND	2,298.00	342,205.64	0.00	344,503.64	343,140.64	0.00	1,363.00	0.00	1,363.00
#430 CAP PROJECTS (GRANTS)	67,533.62	1,310,680.15	6,434.00	1,384,647.77	1,727,023.37	132,499.04	-474,874.64	0.00	-474,874.64
#440 SPECIAL CONTINGENCY	81,830.61	3,229.44	0.00	85,060.05	0.00	0.00	85,060.05	80,234.89	4,825.16
#450 CO. CLERK REC MGMT	147,629.51	31,604.29	0.00	179,233.80	12,355.65	28,558.43	138,319.72	136,239.80	2,079.92
#460 OMNI	3,110.15	7,916.11	0.00	11,026.26	7,781.79	0.00	3,244.47	0.00	3,244.47
#470 LAW LIBRARY	43,483.26	13,077.01	0.00	56,560.27	9,058.22	0.00	47,502.05	35,698.49	11,803.56
#480 COURTHOUSE SECURITY	17,761.68	25,363.49	0.00	43,125.17	6,805.13	17,000.00	19,320.04	16,463.71	2,856.33
#490 CO.WIDE REC.MGMT	143,152.42	10,503.47	0.00	153,655.89	0.00	0.00	153,655.89	138,179.76	15,476.13
#500 AIRPORT	466,118.91	970,685.28	0.00	1,436,804.19	782,322.31	159,917.72	494,564.16	471,044.30	23,519.86
#520 INDIGENT HEALTH CARE	103,452.26	269,143.71	486,847.40	859,443.37	830,391.43	4,743.32	24,308.62	5.00	24,303.62
#530 ASSISTANCE DEPT.	24,982.37	51,429.26	149,865.93	226,277.56	62,136.31	132,837.52	31,303.73	27,000.00	4,303.73
#540 ARRA GRANT	-1,121.51	46,453.47	5,925.78	51,257.74	35,727.22	15,530.52	0.00	0.00	0.00
#550 HEALTH CARE SALES TAX	163,522.63	1,021,194.82	4,742.40	1,189,459.85	336,080.76	761,573.40	91,805.69	74,362.48	17,443.21
#560 PRETRIAL INTERVENTION PRO	0.00	1,000.00	0.00	1,000.00	0.00	0.00	1,000.00	0.00	1,000.00
#570 TITLE IV-D CHILD SUPPORT	10,511.10	0.00	0.00	10,511.10	0.00	0.00	10,511.10	9,978.48	532.62
#580 OUT OF CO. JUVENILE DETEN	348.52	0.00	0.00	348.52	0.00	0.00	348.52	348.52	0.00
#600 ROAD BOND I&S	71.29	26.32	0.00	97.61	0.00	0.00	97.61	0.00	97.61
#610 COURT REPORTER	48,872.88	7,979.83	0.00	56,852.71	277.50	0.00	56,575.21	40,000.00	16,575.21
#650 CHAP 19 VOTER REG	-100.45	4,270.07	140.40	4,310.02	2,929.40	491.95	888.67	0.00	888.67
#660 OFFICERS FEES	125,448.17	549,602.57	459.75	675,510.49	455,068.67	118,617.94	101,823.88	0.00	101,823.88
#670 JUVENILE CASE MGMT	19,293.94	42,297.12	0.00	61,591.06	12,107.39	27,627.35	21,856.32	14,600.00	7,256.32
#680 DEA FORFEITURE FUND	69,642.55	85,264.41	0.00	154,906.96	68,000.00	0.00	86,906.96	0.00	86,906.96
#700 FIRE DEPT CAPITAL PROJ	0.00	0.00	116,339.00	116,339.00	116,339.00	0.00	0.00	0.00	0.00
#720 COMMISSARY PROFIT	134,334.61	770.96	3,124.00	138,229.57	136,661.54	980.14	587.89	0.00	587.89
#730 RIGHT OF WAY PURCHASE	0.00	0.00	0.00	0.00	0.00	0.00	0.00	0.00	0.00
#740 APPELLATE JUDIAL SYS	8,057.18	2,589.98	0.00	10,647.16	1,727.02	0.00	8,920.14	6,692.42	2,227.72
#800 SPECIAL FORFEITURE	581.37	10,805.26	2,631.52	14,018.15	2,647.45	7,894.10	3,476.60	0.00	3,476.60
#810 CO & DIST COURT TECH FUND	0.00	405.27	53.35	458.62	0.00	0.00	458.62	0.00	458.62
#820 TECH FUND	85,635.78	14,917.53	0.00	100,553.31	5,460.13	1,016.42	94,076.76	93,244.28	832.48
#830 DIST COURT RECORDS TECH	0.00	916.30	0.00	916.30	0.00	0.00	916.30	0.00	916.30
#840 COURT RECORD PRESERV	0.00	5,125.20	0.00	5,125.20	0.00	0.00	5,125.20	0.00	5,125.20
#850 CIVIL PROCESS	5,738.45	1,983.00	0.00	7,721.45	1,773.00	0.00	5,948.45	5,500.00	448.45
#890 ADVANCE TAX COLLECTIONS	2,196,398.84	2,527,416.90	0.00	4,723,815.74	0.00	2,196,450.60	2,527,365.14	2,527,365.14	0.00
#910 ESCHEAT (STATE)	407.45	1,246.56	0.00	1,654.01	1,391.20	262.81	0.00	0.00	0.00
#960 TECLOSE TRAINING	38,456.69	6,897.18	570.00	45,923.87	14,191.27	4,952.76	26,779.84	26,437.57	342.27
TOTAL OPERATIONS	9,718,172.28	20,883,047.71	11,615,377.31	42,216,597.30	19,933,798.79	11,640,614.14	10,642,184.37	9,682,465.43	959,718.94
#290 VENUE TAX FUND	0.00	15,233.43	0.00	15,233.43	0.00	0.00	15,233.43	0.00	15,233.43
#620 CO's 2003 I&S	604,076.51	990,942.26	0.00	1,595,018.77	856,467.00	0.00	738,551.77	738,551.77	0.00
#630 CO's 2007 I&S	125,119.57	274,109.46	0.00	399,229.03	233,540.00	0.00	165,689.03	165,689.03	0.00
#640 CO's 2009 I&S	98,691.05	359,260.71	0.00	457,951.76	261,568.75	0.00	196,383.01	196,383.01	0.00
#750 2007 CAPITAL PROJECTS	6,368.92	0.00	25,236.83	31,605.75	31,605.75	0.00	0.00	0.00	0.00
#760 2009 CAPITAL PROJECTS	3,376,025.40	22,790.37	0.00	3,398,815.77	1,617,497.76	0.00	1,781,318.01	1,777,943.96	3,374.05
#710 LOCAL BORDER SECURITY	0.00	20,000.00	0.00	20,000.00	20,000.00	0.00	0.00	0.00	0.00
TOTALS	13,928,453.73	22,565,383.94	11,640,614.14	48,134,451.81	22,954,478.05	11,640,614.14	13,539,359.62	12,561,033.20	978,326.42

SIGNED: 
DEE OLIVER, County Treasurer

SIGNED: 
LEZIE M. KIRK, County Auditor